

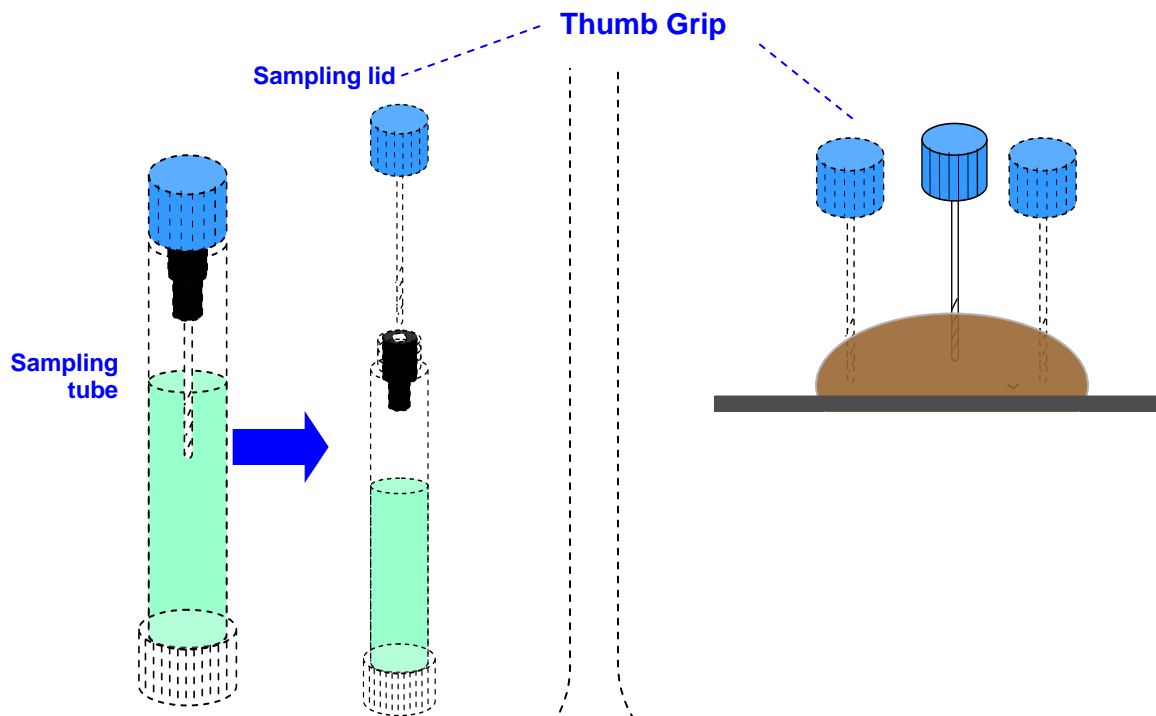
# NGAL Sample Collection Kit

Cat. No. EPI-KT884, 48 Tubes

Version 2, 2015-01

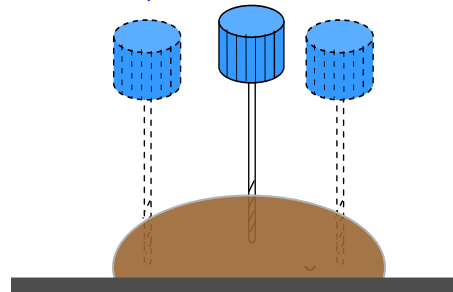
1

1. Collect a stool sample by
  - a. Clean the bowl and flush the toilet two times. Unfold and lay a sample collection paper directly on the top of the water in the toilet bowl (the paper should float above the water).
  - b. After bowel movement, take the sampling tube and unscrew the sampling lid (**Blue Cap**), keeping the sampling tube in a **vertical position** to prevent loss of solution.



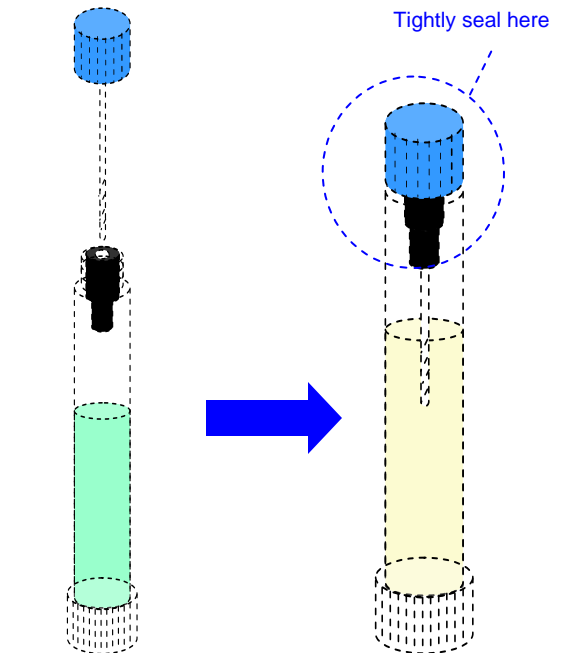
2

1. Hold the sampling lid by the **Thumb Grip**.
2. Use the tip of the sampling lid to dip into stool in multiple times (3 - 5 sites) and collect a small amount of fecal sample.



3

1. Insert and screw the sampling lid back into the sampling tube **in a vertical position**. Do not spill any solution from the tube.
2. Tightly seal the lid with the tube.
3. Flush toilet.
4. The collected sample should be send to laboratory within 3 days.



## READ ALL THE INFORMATION IN THIS LEAFLET BEFORE SAMPLING

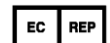
Store at 2-8°C. Keep out of reach of children. For in-vitro diagnostic use. Not to be taken internally. Not to be sampled direct from anus. If you have any questions, please contact your physician or laboratory staff.



Page 1 of 1



Distribuito in ITALIA da  
**Li StarFish S.r.l.**  
Via Cavour, 35  
20063 Cernusco S/N (MI)  
telefono 02-92150794  
fax 02-92157285  
info@listarfish.it  
www.listarfish.it



MDSS GmbH  
Schiffgraben 41  
30175 Hannover  
Germany